


AZEE SECURITIES (PRIVATE) LIMITED
 PROFIT AND LOSS ACCOUNT (UN AUDITED)
 FOR THE PERIOD ENDED SEPTEMBER 30, 2016


	30-Sep-16, RUPEES	30-Jun-16 RUPEES
Operating revenue	16,606,772	68,434,826
Capital gain/(loss) on sale of securities	-	25,481,810
Gain / (Loss) on remeasurement of investment	<u>10,697,699</u>	<u>8,354,799</u>
	27,304,471	102,271,435
 OPERATING EXPENSES		
Administrative expenses	20,006,158	69,622,769
Financial charges	1,675,610	25,961,269
	21,681,768	95,584,038
Operating Profit	<u>5,622,703</u>	<u>6,687,397</u>
Other Charges	-	(10,538,281)
Other Income	<u>12,496,129</u>	<u>28,581,445</u>
Profit before taxation	<u>18,118,832</u>	<u>24,730,561</u>
Taxation	-	8,842,886
Profit after taxation	<u><u>18,118,832</u></u>	<u><u>15,887,675</u></u>
Earning per share	<u><u>1.91</u></u>	<u><u>1.67</u></u>


 CHIEF EXECUTIVE



 DIRECTOR

AZEE SECURITIES (PRIVATE) LIMITED
BALANCE SHEET (UN AUDITED)
AS AT SEPTEMBER 30, 2016

	30-Sep-16 RUPEES	30-Jun-16 RUPEES
EQUITIES AND LIABILITIES		
SHARE CAPITAL AND RESERVES		
Authorised Capital 15,000,000 (2016: 15,000,000) ordinary share of Rs. 10/- each		
Issued subscribed and paid-up capital	95,000,000	95,000,000
Unappropriated profit/(Loss)	134,614,724	116,495,892
Shareholders' equity	229,614,724	211,495,892
NON-CURRENT LIABILITIES		
Directors' loan	25,000,000	25,000,000
CURRENT LIABILITIES		
Short term borrowings - secured	446,345,203	360,928,723
Trade payables	91,061,234	61,495,627
Accrued and other liabilities	14,274,159	17,207,615
	551,680,596	439,631,965
Contingencies and commitments	-	-
	<u>806,295,320</u>	<u>676,127,857</u>
ASSETS		
NON-CURRENT ASSETS		
Property and equipment	6,268,903	6,420,014
Intangible assets	6,015,000	6,015,000
Investment-available for sale	40,073,830	40,073,830
Long term advances & deposits	1,394,809	1,394,809
CURRENT ASSETS		
Short Term Investments	189,457,420	115,228,204
Trade debts - Unsecured considered good	437,483,042	382,048,685
Advances, deposits, prepayments and other receivables	81,620,134	77,587,417
Cash and bank balances	43,982,182	47,359,898
	752,542,778	622,224,204
	<u>806,295,320</u>	<u>676,127,857</u>



CHIEF EXECUTIVE



DIRECTOR